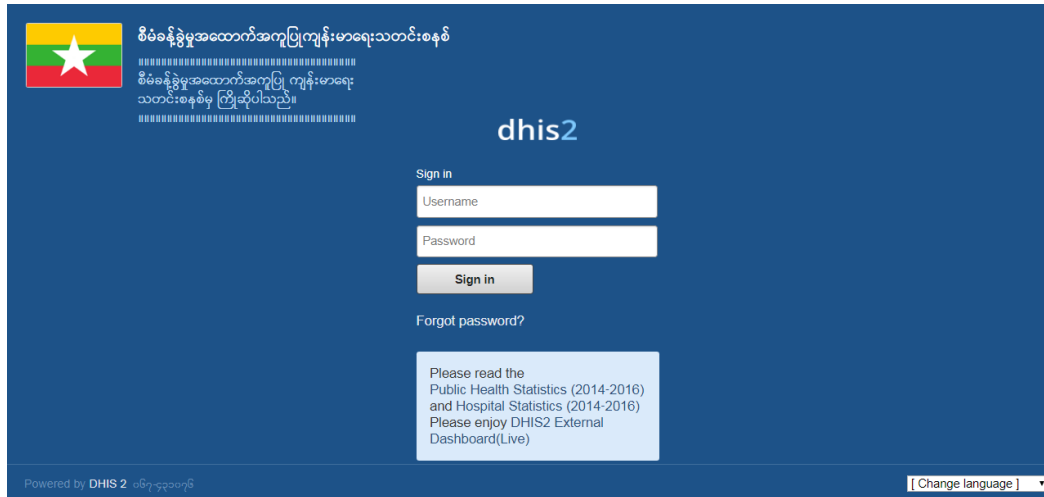


Current IT Mechanisms in relation to Data Collection and Management in HMIS

Dr. Eaint Thinzar Bo (M,B.B,S MDY)
Health Information Officer
Health Information Division
DOPH, MOHS

Electronic Health Management Information System using DHIS-2 Software



The screenshot shows the DHIS2 login page for Myanmar. It features the Myanmar flag in the top left corner. The header text in Burmese reads: 'ဗီမံစနစ်ခွဲမှအထောက်အကူပြုကျန်းမာရေးသတင်းစနစ်' (Vimachon System Support Health Information System) and 'ဗီမံစနစ်ခွဲမှအထောက်အကူပြု ကျန်းမာရေး သတင်းစနစ်မှ ငြိမ့်ပါသည်။' (Vimachon System Support Health Information System is closed). The 'dhis2' logo is centered. Below it, there is a 'Sign in' section with 'Username' and 'Password' input fields, a 'Sign in' button, and a 'Forgot password?' link. A light blue box contains the text: 'Please read the Public Health Statistics (2014-2016) and Hospital Statistics (2014-2016) Please enjoy DHIS2 External Dashboard(Live)'. The footer includes 'Powered by DHIS 2' and a '[Change language]' dropdown menu.

Electronic Public Health Reporting System

Electronic Hospital Reporting System

Electronic system is smoothly changed from well established paper-based information system

Electronic Public Health Reporting System

DHIS2 Coverage

Technical Assistance- UiO

2014

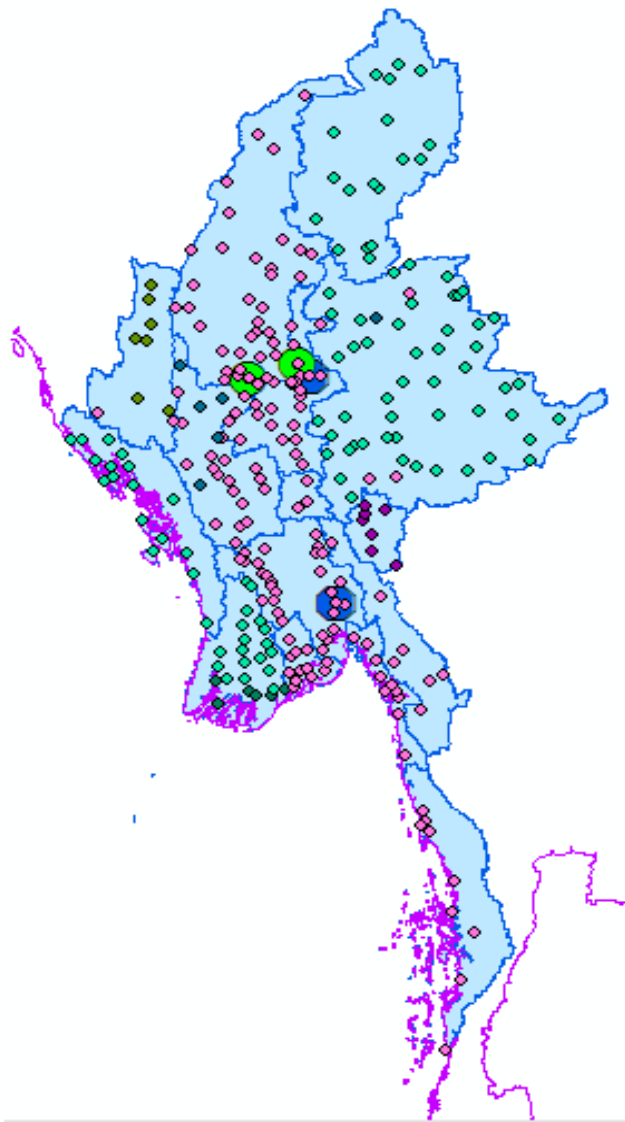


2015



2016





Public Health
DHIS2 Training Coverage
Nation-wide
(330 townships)
completed in 2017

Electronic Hospital Reporting System

Establishment of Electronic Hospital Reporting System



15 Pilot Hospitals
(2017)

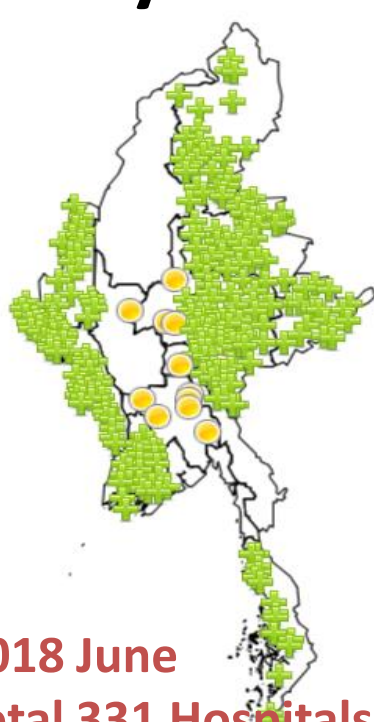


Coverage of Electronic Hospital Reporting System using DHIS2

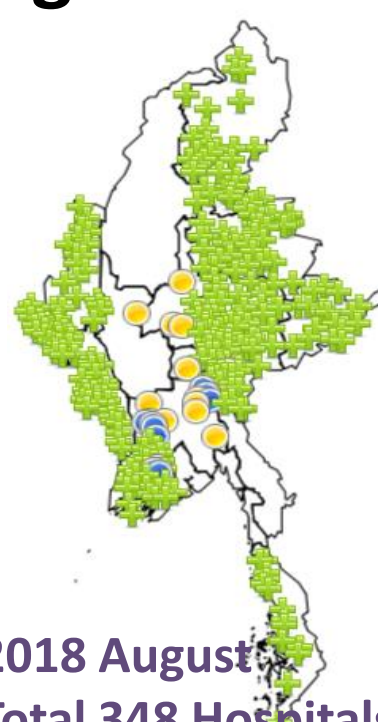


2017 Dec
15 Pilot Hospitals
Funding-UNOPS

10/23/2019



2018 June
Total 331 Hospitals
(316 in Q2 2018,
Funding-UNOPS)

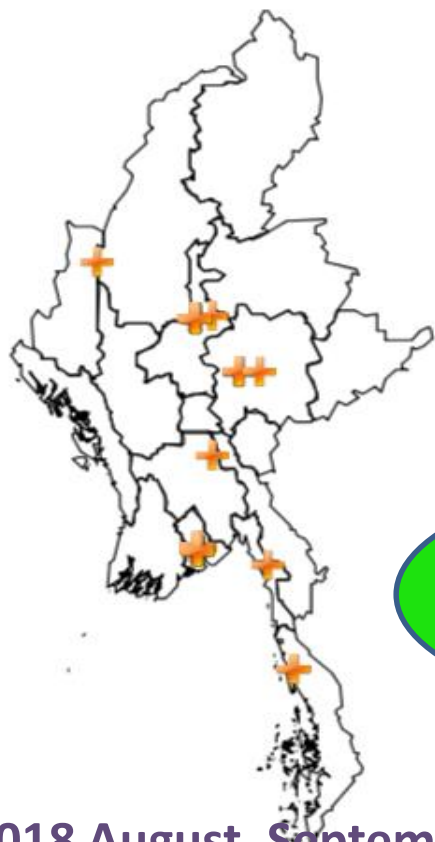


2018 August
Total 348 Hospitals
(17 in Q3 2018,
Funding-Jhpiego)

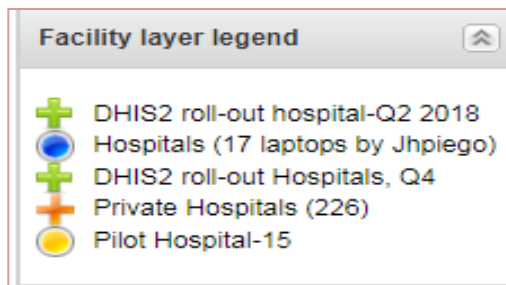


2018 December
Total 585 Hospitals
(237 in Q4 2018,
Funding-UNOPS)

Coverage of Electronic Hospital Reporting System using DHIS2



2018 August, September
43 Private Hospitals




**Plan to cover all
hospitals in 2020**



2018
Public Hospitals-585
Private Hospitals-43

DATA COLLECTION



MONTHLY HOSPITAL RETURN (ADMINISTRATIVE)
(TO BE COMPLETED AND POSTED NOT LATER THAN THE 7TH OF EACH MONTH)

FORM I
(REVISE/2013)

NAME OF HOSPITAL _____

PART A. NO. OF BE
(1) SANC

PART B - IN-PATIENT	
SRL NO.	SPECIALITY
1	2
TOTAL	

NAME OF HOSPITAL -----

SR. No.	ADMISSION NUMBER	SEX	AGE		
			V	M	D
(1)	(2)	(3)	(4)		
1					
CODE					
2					
CODE					
3					
CODE					
4					
CODE					
5					
CODE					
6					
CODE					
7					
CODE					
8					
CODE					
9					
CODE					
10					
CODE					
11					
CODE					
12					
CODE					

HOSPITAL DAILY RECORD (IN - PATIENT)

(To be completed and posted not later than the 7th of each month)

FORM III
(Revised 2015)

FORM II
(REVISE/2013)

MONTH ----- YEAR -----

[illegible]

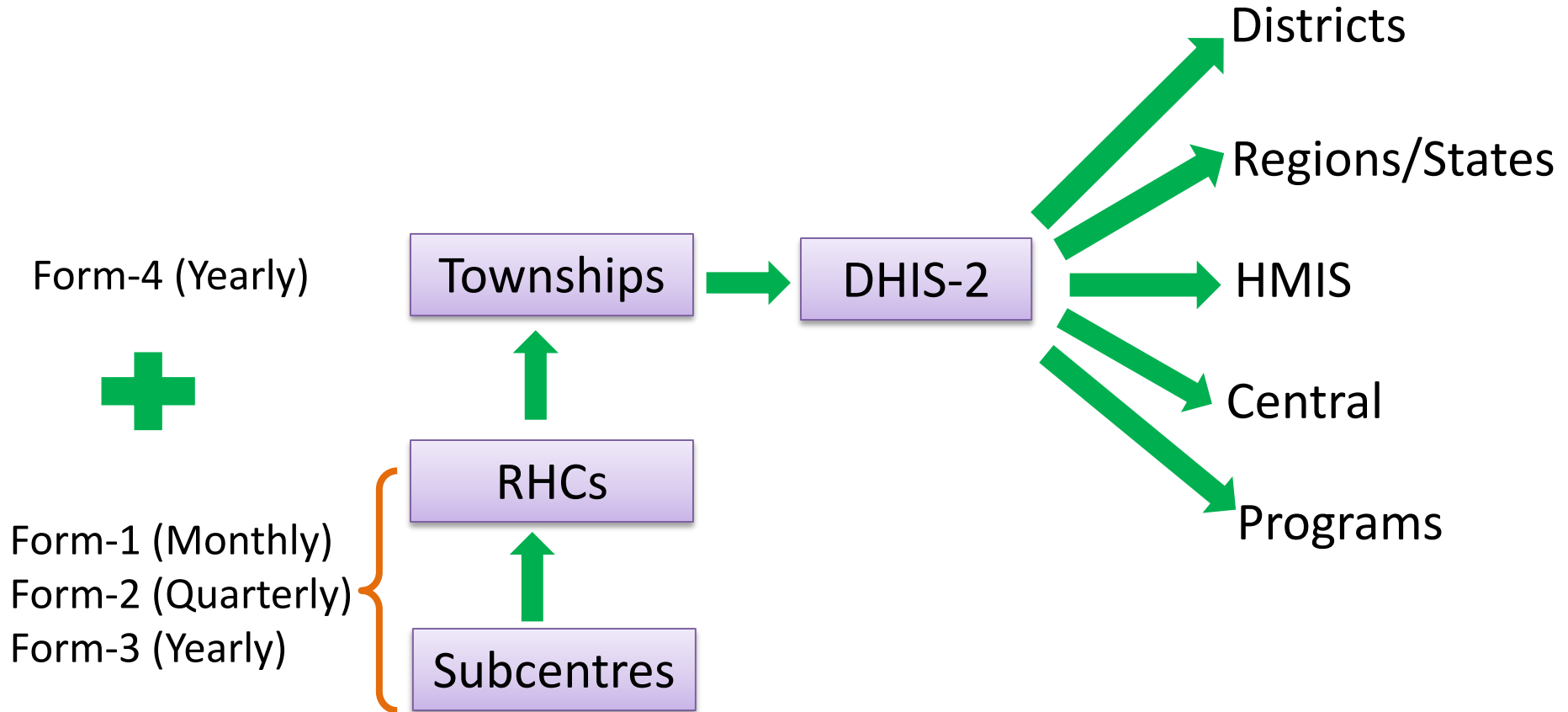
* Excluding babies born in Hospital
** Separate Forms for each specialty

Projects included in HMIS Data Dictionary



- | | |
|---------------------------------------|---------------------------------------|
| 1. PHC | 12. School health |
| 2. MRH | 13. Deafness prevention |
| 3. Nutrition | 14. Mental Health |
| 4. CHD | 15. TB |
| 5. EPI | 16. Leprosy |
| 6. DUNS → Poisonous Snake bite | 17. HIV/AIDS |
| 7. Malaria | 18. Trachoma and blindness prevention |
| 8. CVD control | 19. Zoonosis |
| 9. Injury prevention | 20. HLPV |
| 10. Vital statistics | 21. Epilepsy |
| 11. DM | |

Data Flow in Public Health Information System



Monthly Data related to NCDs in Public Health Information

CVD

- ≥18yrs (BP measured)
- **New** HT patients

DUNS

- **Poisonous** snake bite

DM

Number of:

- Patients tested for DM
- **New** DM patients
- Follow-up visits
- Patients treated with anti-DM drugs
- Patients treated with insulin

Injuries and deaths related to:

- Traffic accidents
- Farms
- Occupation
- Poisoning
- Fall
- Burns
- Drowning
- Suicide
- Fights
- Other injuries

Quarterly Data related to NCDs in Public Health Information

Deafness prevention

Number of:

- infants from **birth to 6 months** old who do not respond to loud noises
- Patients with **hearing impairment without ear discharges**

Mental disorders

- Psychosis
- Depressive disorder
- Generalized anxiety disorders
- Alcohol dependence
- Mental retardation

Blindness

- Number of **new** patients who **lost eyesight**

Epilepsy

Number of:

- New patients with **convulsive epilepsy**
- Patients treated
- Referral
- Total attendances for Epilepsy(New and Old)

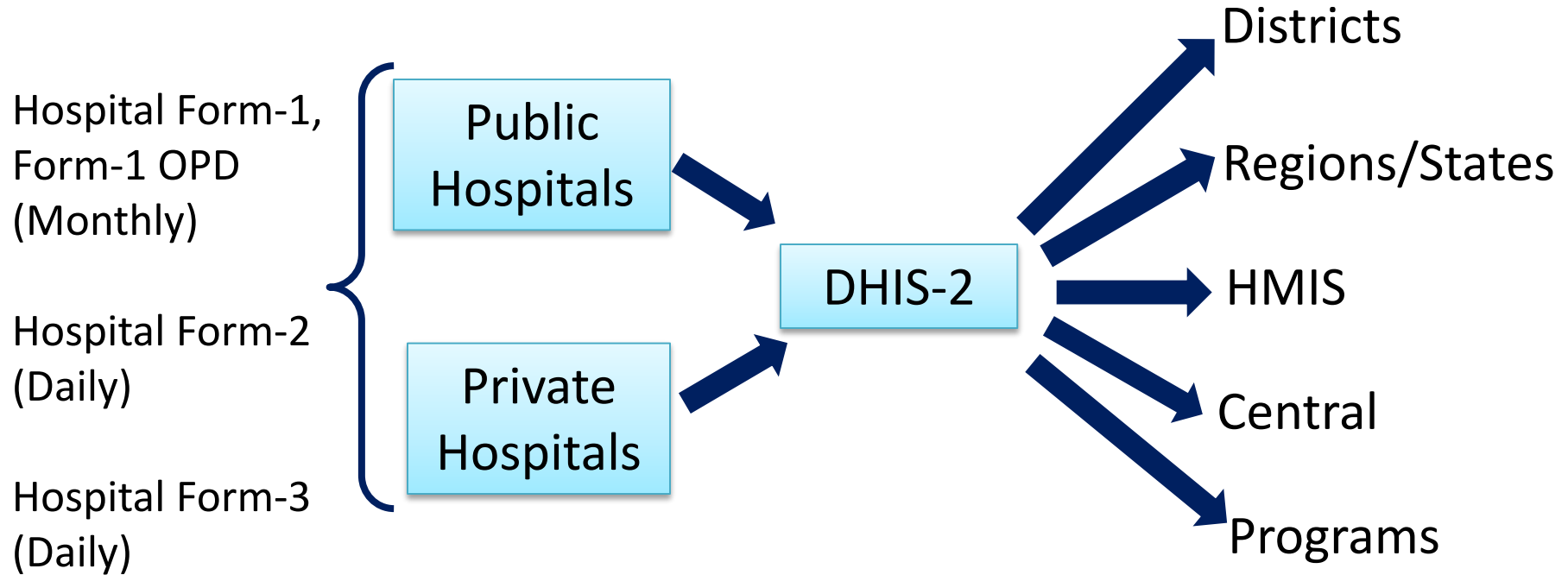
Yearly Data related to NCDs in Public Health Information

CVD risk factors

Number of:

- Smokers
- People with betel chewing

Data Flow in Hospital Information System



Data related to NCDs in Hospital Information

Hospital Form-2



Registered events (Total: 3190)



ADMISSION NUMBER	Age(Years)	Date of Admission	Date of Discharge	Principal Diagnosis(Please Write Down)	Principal Diagnosis(ICD-10 Coding)	Type of Discharge	Discharge Status
19-014602	65	2019-10-14	2019-10-15	Chronic ischaemic heart disease, unspecified	I25.9 Chronic ischaemic heart disease, unspecified	With approval	Recovered/cured
19-014596	13	2019-10-14	2019-10-15	Viral infection, unspecified	B34.9 Viral infection, unspecified	With approval	Recovered/cured
19-014584	60	2019-10-13	2019-10-15	Mental and behavioural disorders due to use of alcohol, acute intoxication	F10.0 Mental and behavioural disorders due to use of alcohol, acute intoxication	With approval	Recovered/cured
19-014581	60	2019-10-13	2019-10-15	Stroke, not specified as haemorrhage or infarction	I64.X Stroke, not specified as haemorrhage or infarction	Signed & Gone/Signed & left	Others
19-014565	38	2019-10-13	2019-10-15	Typhoid fever	A01.0 Typhoid fever	With approval	Recovered/cured
19-014534	19	2019-10-12	2019-10-15	Acute tonsillitis, unspecified	J03.9 Acute tonsillitis, unspecified	With approval	Recovered/cured

Event Capture

NCDs according to ICD-10 Chapters

Chapter	ICD blocks	Categories
I	A00-B99	Infection
II	C00-D48	Neoplasm
III	D50-D89	Blood & Blood-forming organs
IV	E00-E90	Endocrine, Nutrition, Metabolic
V	F00-F99	Mental
VI	G00-G99	Nervous system
VII	H00-H59	Eye & adnexa
VIII	H60-H95	Ear & mastoid process
IX	I00-I99	Circulatory system
X	J00-J99	Respiratory system
XI	K00-K93	Digestive system

Chapter	ICD blocks	Categories
XII	L00-I99	Skin
XIII	M00-M99	Musculoskeletal
XIV	N00-N99	Genitourinary
XV	O00-O99	Pregnancy, Childbirth & Puerperium
XVI	P00-P96	Perinatal period
XVII	Q00-H07	Congenital
XVIII	R00-R59	Symptoms, signs & abnormal clinical & laboratory
XIX	S00-T98	Injury, poisoning & external causes
XX	V01-Y98	External causes of morbidity & mortality
XXI	Z00-Z99	Factor influencing health status
XXII	U00-U99	Special purposes

DATA MANAGEMENT

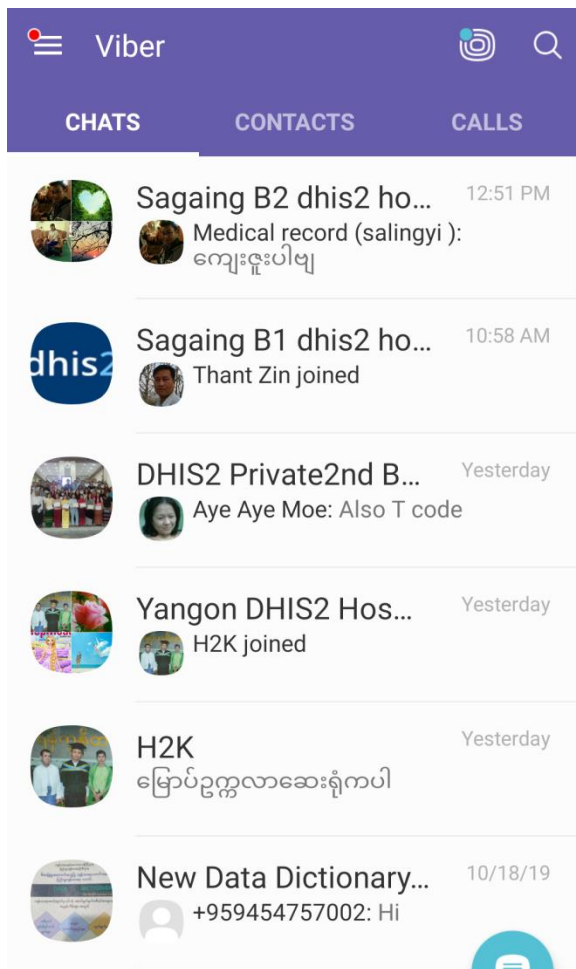


Data Management at other levels

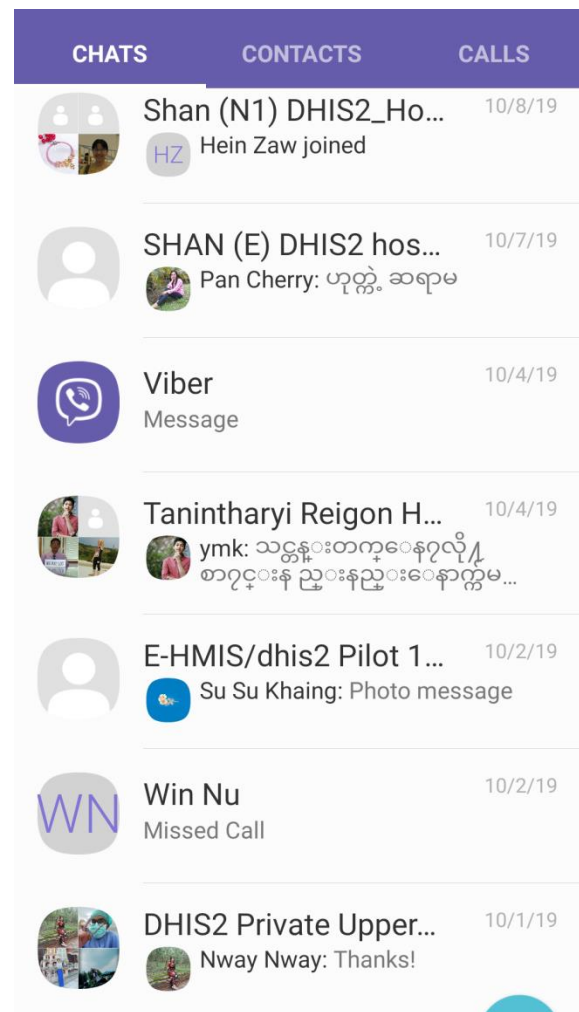
- Trainings to basic health staff and medical record technicians
- Supervisor level trainings for State and Regional levels
- Creation of user name and password for respective levels (TMOs, Program managers, State and Regional health officers, District level supervisors, etc.)

Data Management at Central Level

- Supervisor level trainings for central levels
- Creation of user name and password for respective supervisors at central levels
- Real time supervision by HMIS staff and response via Viber groups and telephones
- Reminders
- DQA (including routine DQA included in public health information)



**Viber groups are
created after
every HMIS
training for rapid
response**





Reports



Reporting Rate Summary

Browse the reporting rates of data sets by organisation unit and period based on various criteria for submission.

ကချင်ပြည်နယ် - Form-1(2019) - June 2019

Name	Actual Reports	Expected Reports	Percent	Reports On Time	Percent On Time
မိုးညှင်းခရိုင်	24	24	100	24	100
မြစ်ကြီးနားခရိုင်	37	37	100	29	78.4
ပူတာအိုခရိုင်	17	17	100	0	0
ဗန်းမော်ခရိုင်	32	32	100	28	87.5
ကချင်ပြည်နယ်	110	110	100	81	73.6

Data Quality Assessment



Routine DQA Form for Public Health in DHIS-2

(JULY-SEPTEMBER 2019) DATA QUALITY ASSESSMENT: CONSISTENCY CHECKING BETWEEN REPORT AND REGISTER

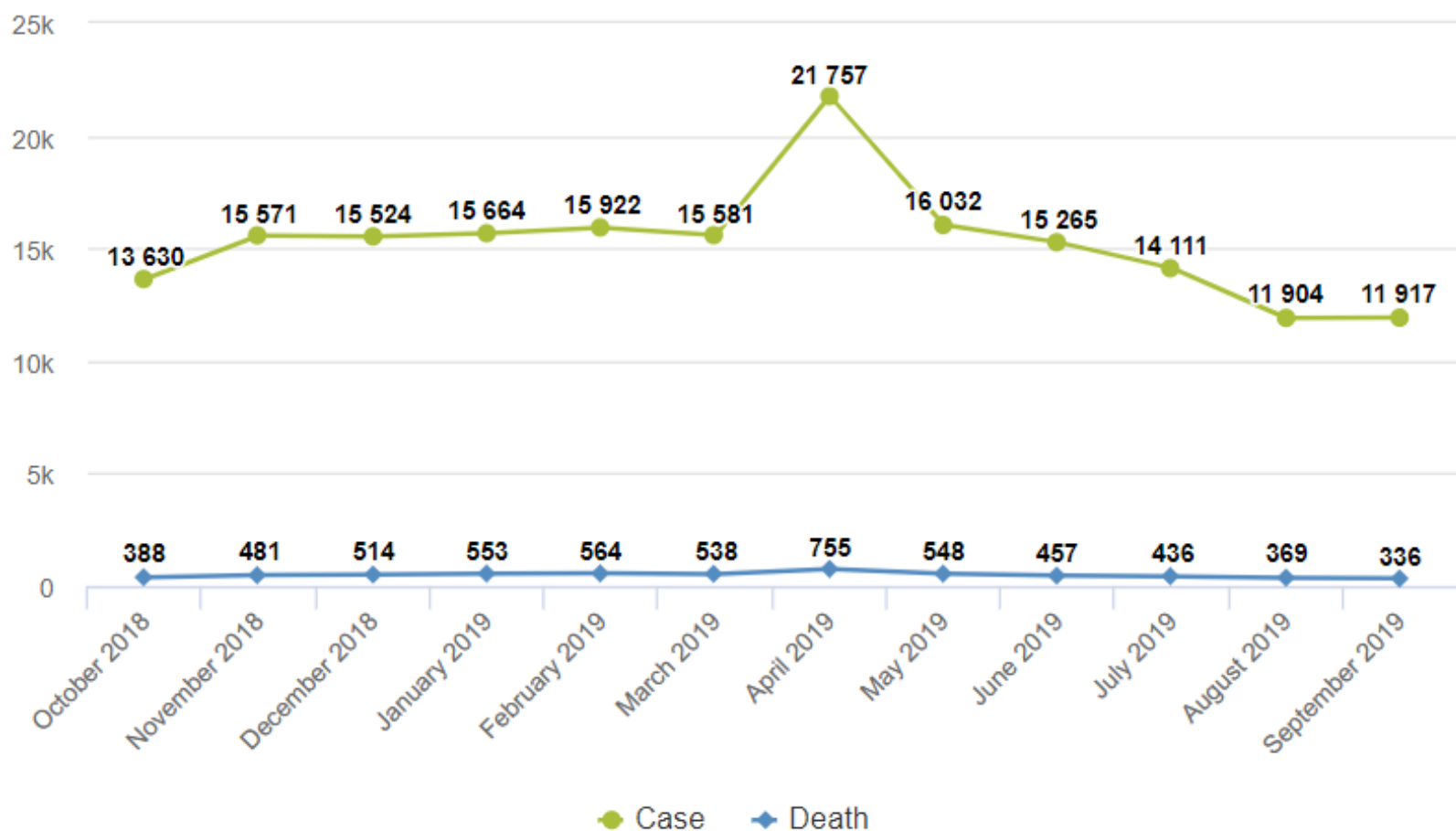
Sr. No.	Data Items	စီမံချက်ဆန်းစစ်ပုံစံလျှပ်(၁)/သုံးလျှပ်(၂)ရှိ အရေအတွက်	မှတ်ပုံတင်/မှတ်တမ်းစာအုပ်ရှိ အရေအတွက်	Verification Factor
	မဲနှိုက်ရွေးချယ်စစ်ဆေးထားသည့် စာတိုင် တစ်ခုသာဖြည့်စွက်ရန်			
1	၄.၅ နမ့်နီးယားရောဂါ(သံသယ)အတွက် ကျန်းမာရေးစောင့်ရှောက်မှုပေးသူထံ လာရောက်သော (၅)နှစ်အောက်ကလေးပေါင်း	<input type="text"/>	<input type="text"/>	-
2	၉.၅ လိမ့်ကျဒဏ်ရာရရှိသူပေါင်း(ဖြစ်)	<input type="text"/>	<input type="text"/>	-
3	၁၀.၉ သားဖွားခြင်းဆိုင်ရာ ကျွမ်းကျင်သူများနှင့် မွေးသော အရင်မွေးဦးရေ(ကျား/မ-စုစုပေါင်း)	<input type="text"/>	<input type="text"/>	-
4	၃.၂၀ အရည်အသွေးပြည့် အိုင်အိုဒင်းဆားစားသုံးမှု စံမီသည့် အလှည့်ကျ ရပ်ကွက်/ကျေးရွာ (ကောက်ကွက်ပေါင်း)	<input type="text"/>	<input type="text"/>	-
5	၂၀.၁(က) မျိုးဆက်ပွားကျန်းမာရေး၊ ကိုယ်ဝန်ဆောင်၊ မိခင်ကလေး၊ ကျန်းမာရေးပညာပေးခြင်း(အကြိမ်)	4	4	1

Examples of some of NCDs Data from Public Health Information

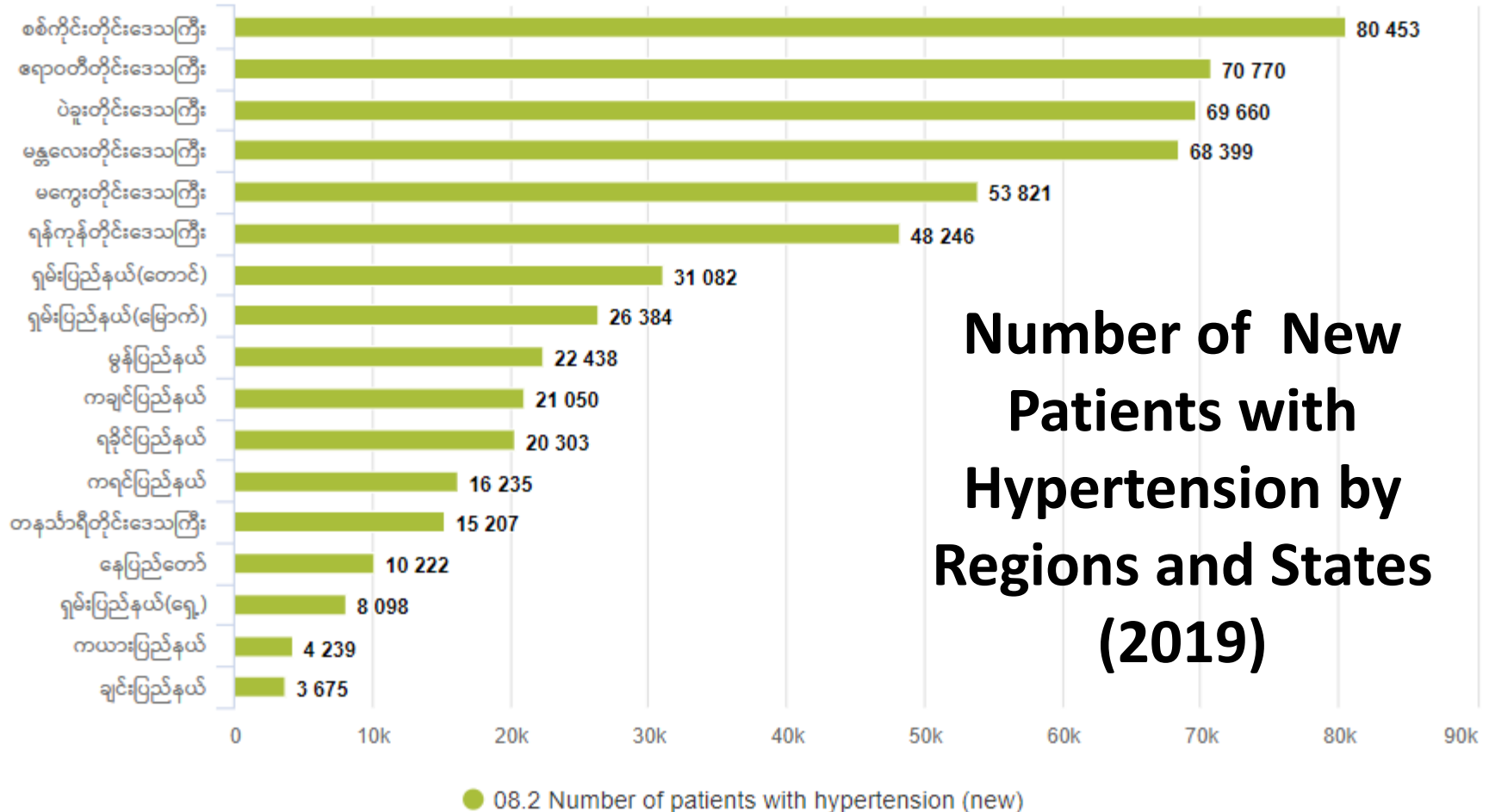
21.01 Number of persons suffering from chronic seizures (epilepsy)			
Organisation unit / Period	2018	2019	Total
မွန်ပြည်နယ်	187	689	876
မန္တလေးတိုင်းဒေသကြီး	455	365	820
ဧရာဝတီတိုင်းဒေသကြီး	246	563	809
စစ်ကိုင်းတိုင်းဒေသကြီး	373	411	784
ရန်ကုန်တိုင်းဒေသကြီး	374	377	751
ပဲခူးတိုင်းဒေသကြီး	344	400	744
ရှမ်းပြည်နယ်(တောင်)	255	317	572
ရခိုင်ပြည်နယ်	290	201	491
မကွေးတိုင်းဒေသကြီး	165	177	342
ကရင်ပြည်နယ်	109	180	289
နေပြည်တော်	142	74	216
ကချင်ပြည်နယ်	67	145	212
ရှမ်းပြည်နယ်(မြောက်)	114	84	198
တနင်္သာရီတိုင်းဒေသကြီး	98	74	172
ကယားပြည်နယ်	54	63	117
ချင်းပြည်နယ်	55	36	91
ရှမ်းပြည်နယ်(ရှေ့)	29	22	51
Total	3357	4178	7535

Number of Persons with Epilepsy by Regions and States (2018 & 2019)

မြန်မာ - 09.01 Number of injuries and deaths in traffic accidents



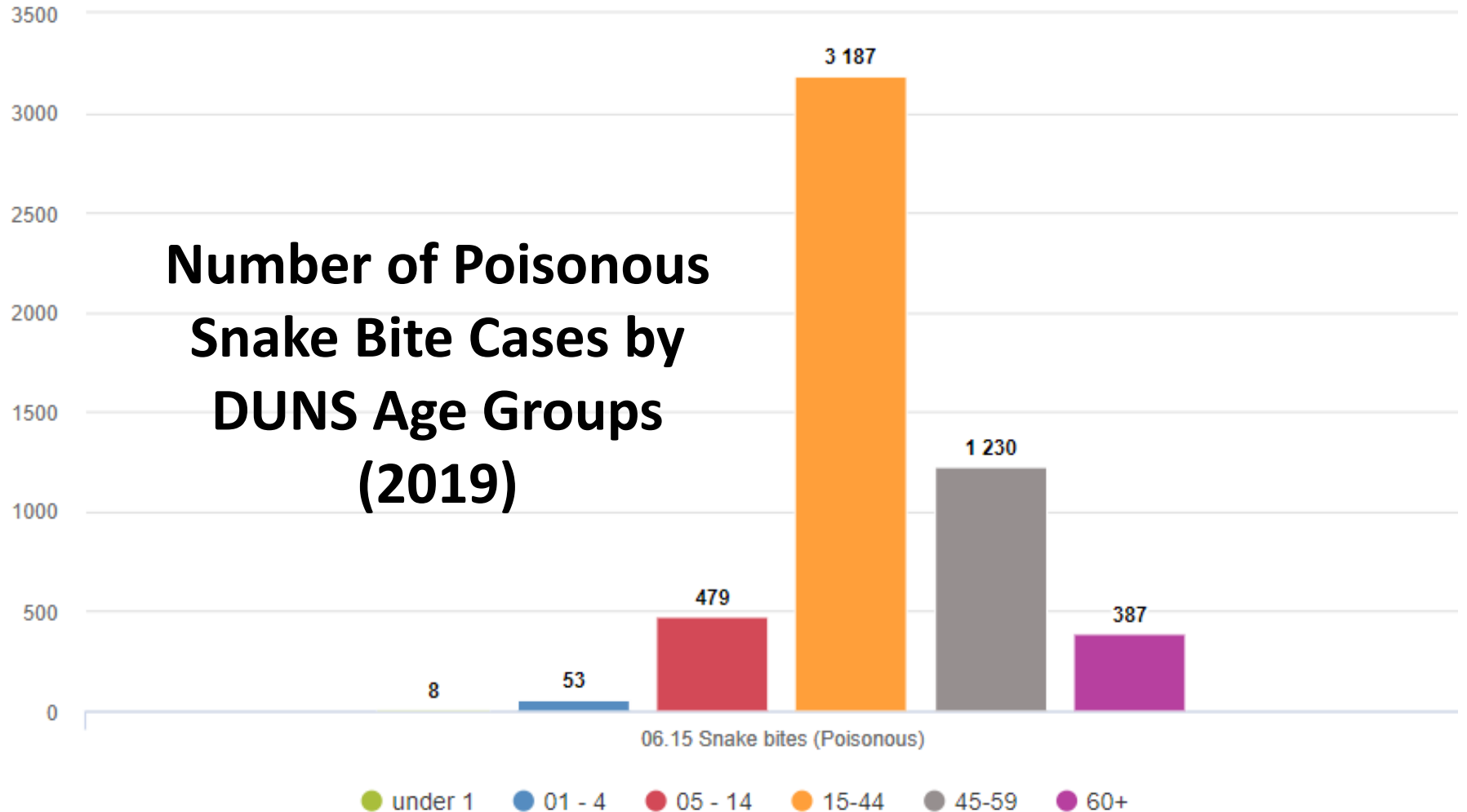
2019



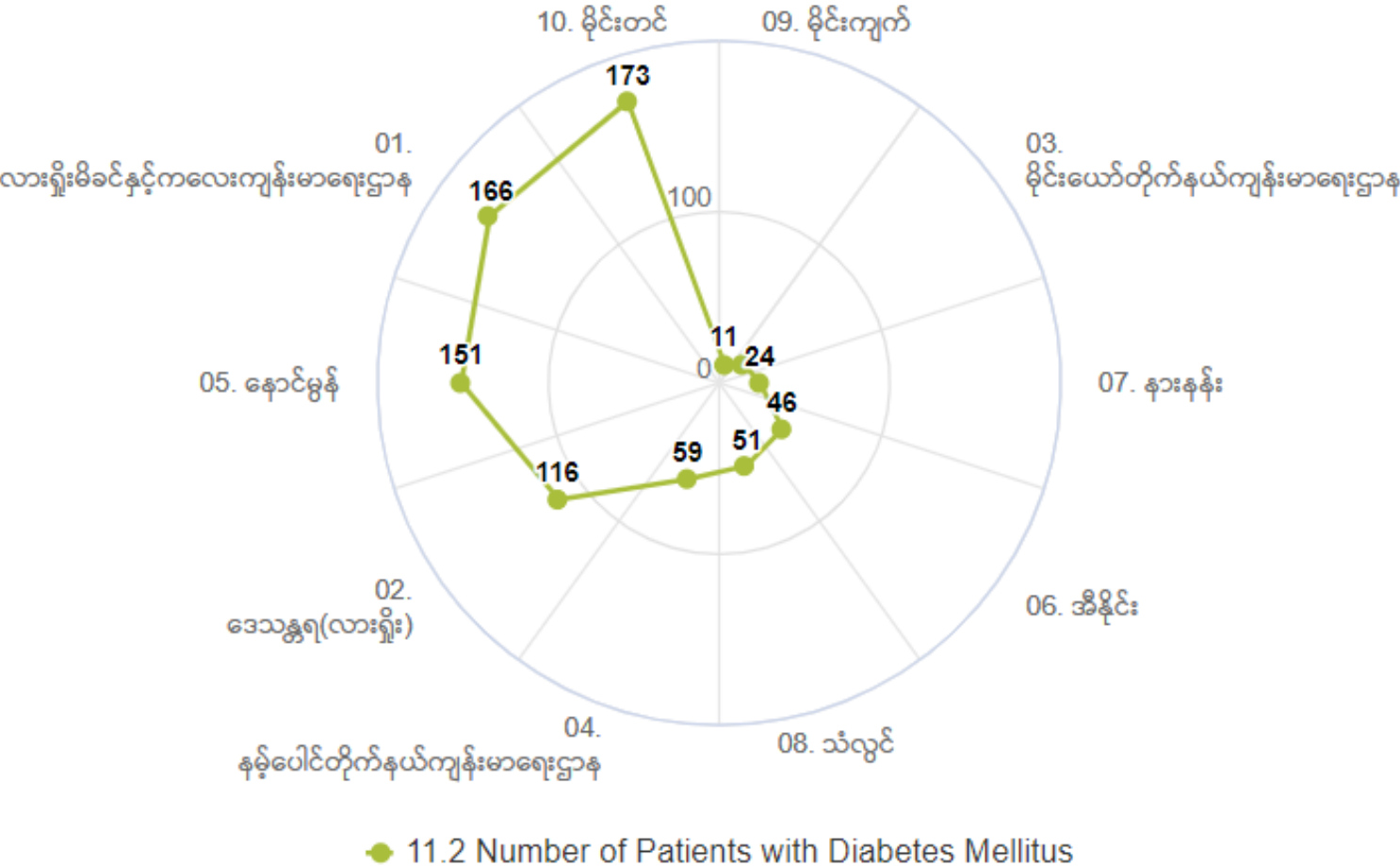
Number of New Patients with Hypertension by Regions and States (2019)

2019 - ၂၀၁၉

Number of Poisonous Snake Bite Cases by DUNS Age Groups (2019)



Number of Patients with Diabetes Mellitus by RHC levels of Lashio Township, 2019

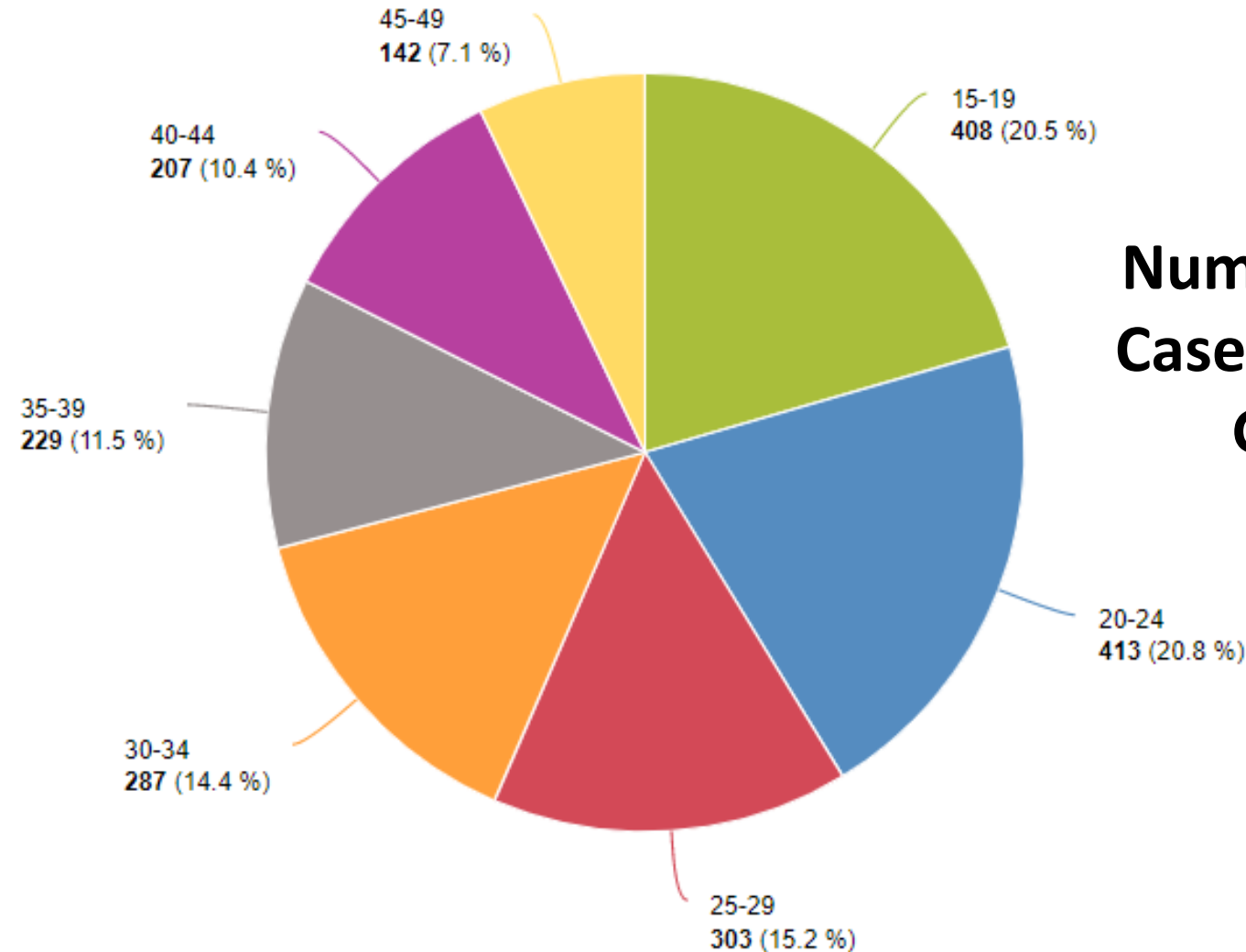


Examples of some of NCDs Data from Hospital Information

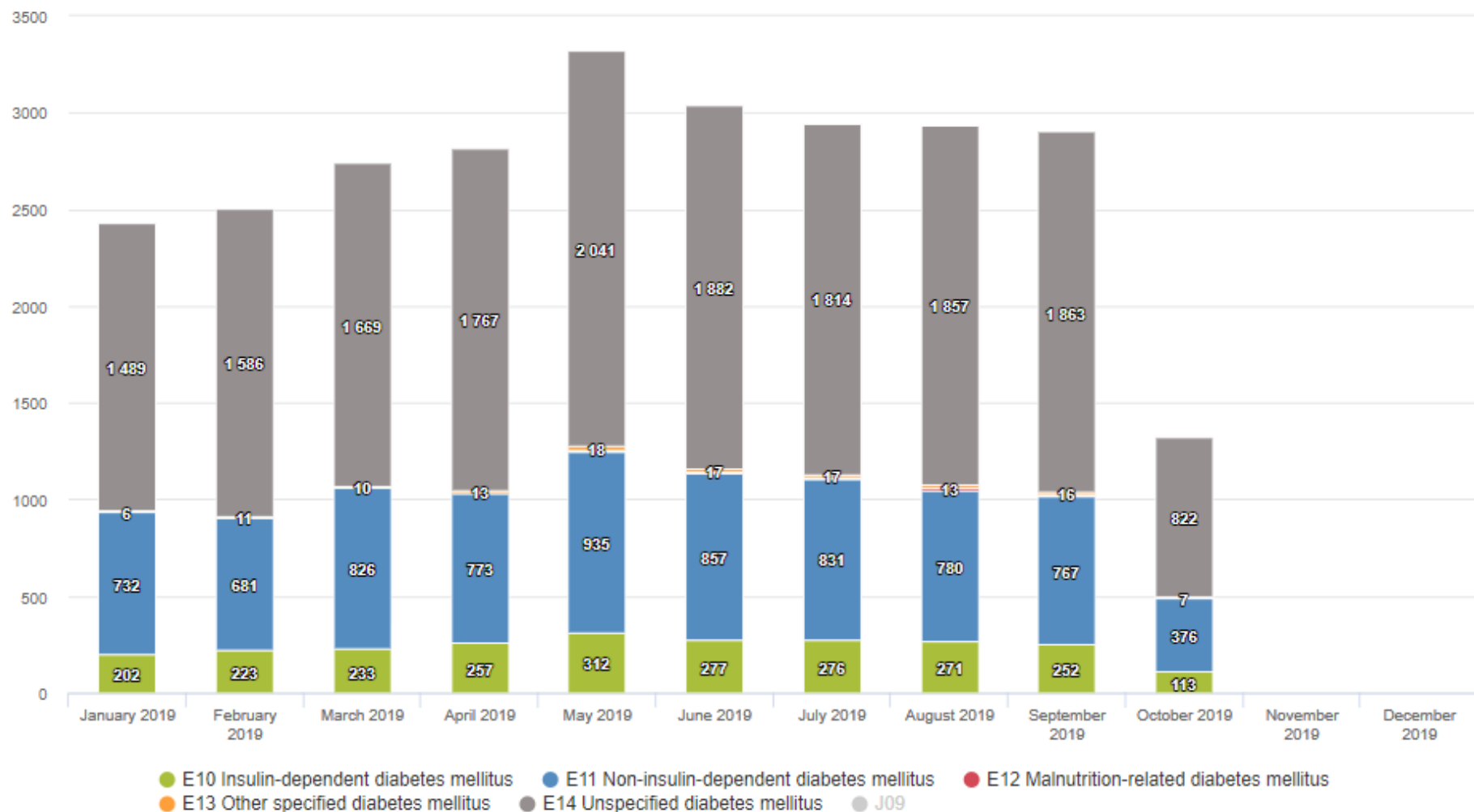
Neoplasms by ICD Blocks

	Organisation unit	မြန်မာ		Total
H2.14 ICD Chapter	H2.131 ICD Block / Period	2018	2019	
II Neoplasms	C00-C14 Lip, oral cavity and pharynx	928	4 072	5 000
	C15-C26 Digestive organs	6 107	27 632	33 739
	C30-C39 Respiratory and intrathoracic organs	3 189	11 830	15 019
	C40-C41 Bone and articular cartilage	113	651	764
	C43-C44 Skin	273	950	1 223
	C45-C49 Mesothelial and soft tissue	177	684	861
	C50 Breast	2 232	8 085	10 317
	C51-C58 Female genital organs	1 875	8 470	10 345
	C60-C63 Male genital organs	319	1 158	1 477
	C64-C68 Urinary tract	385	1 327	1 712
	C69-C72 Eye, brain and other parts of central nervous system	217	899	1 116
	C73-C75 Thyroid and other endocrine glands	164	878	1 042
	C76-C80 Malignant neoplasms of ill-defined, secondary and unspecified sites	741	2 516	3 257
	C81-C96 Malignant neoplasms, stated or presumed to be primary, of lymphoid, haematopoietic and related tissue	972	6 739	7 711
	C97 Malignant neoplasms of independent (primary) multiple sites			
	D00-D09 In situ neoplasms	455	1 141	1 596
	D10-D36 Benign neoplasms	3 666	10 695	14 361
	D37-D48 Neoplasms of uncertain or unknown behaviour [see note before D37]	1 092	4 953	6 045
	Total	22 905	92 680	115 585

Number of Epilepsy Cases by 5 years Age Group, 2019

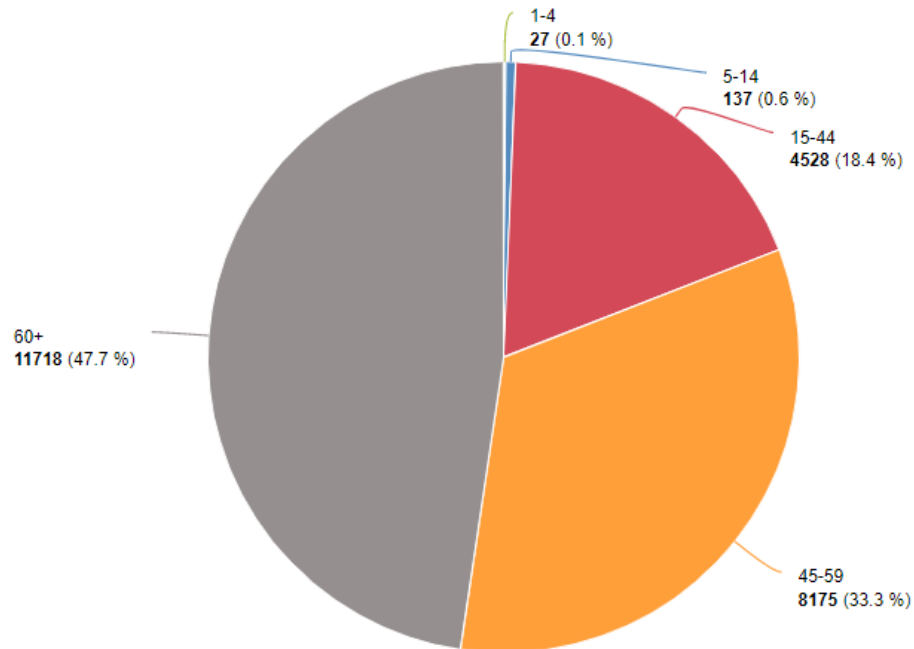


Types of Diabetes Mellitus Monthly, 2019 in Myanmar

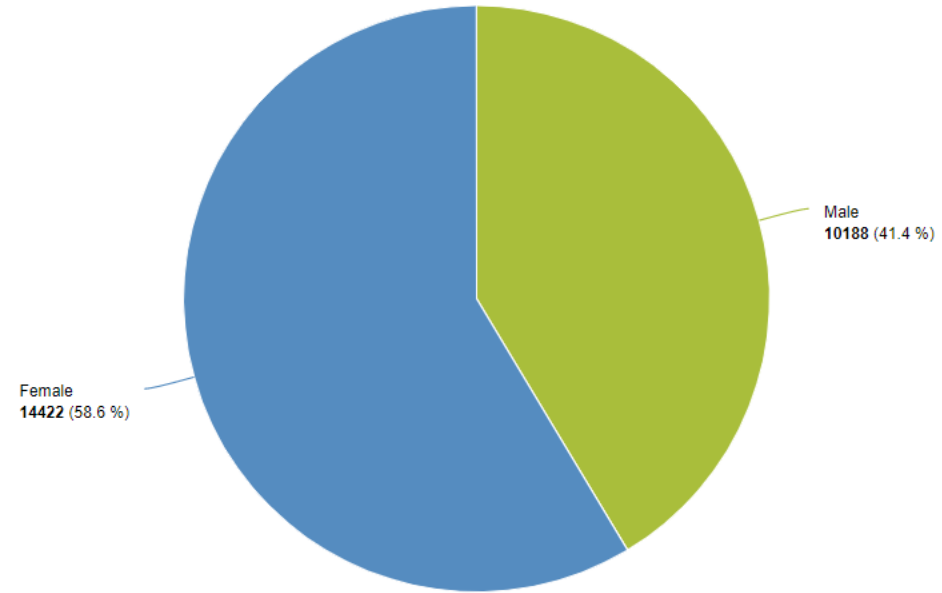


Number of Hypertension by Age groups (2019)

မြန်မာ - 2019
I10.X Essential (primary) hypertension

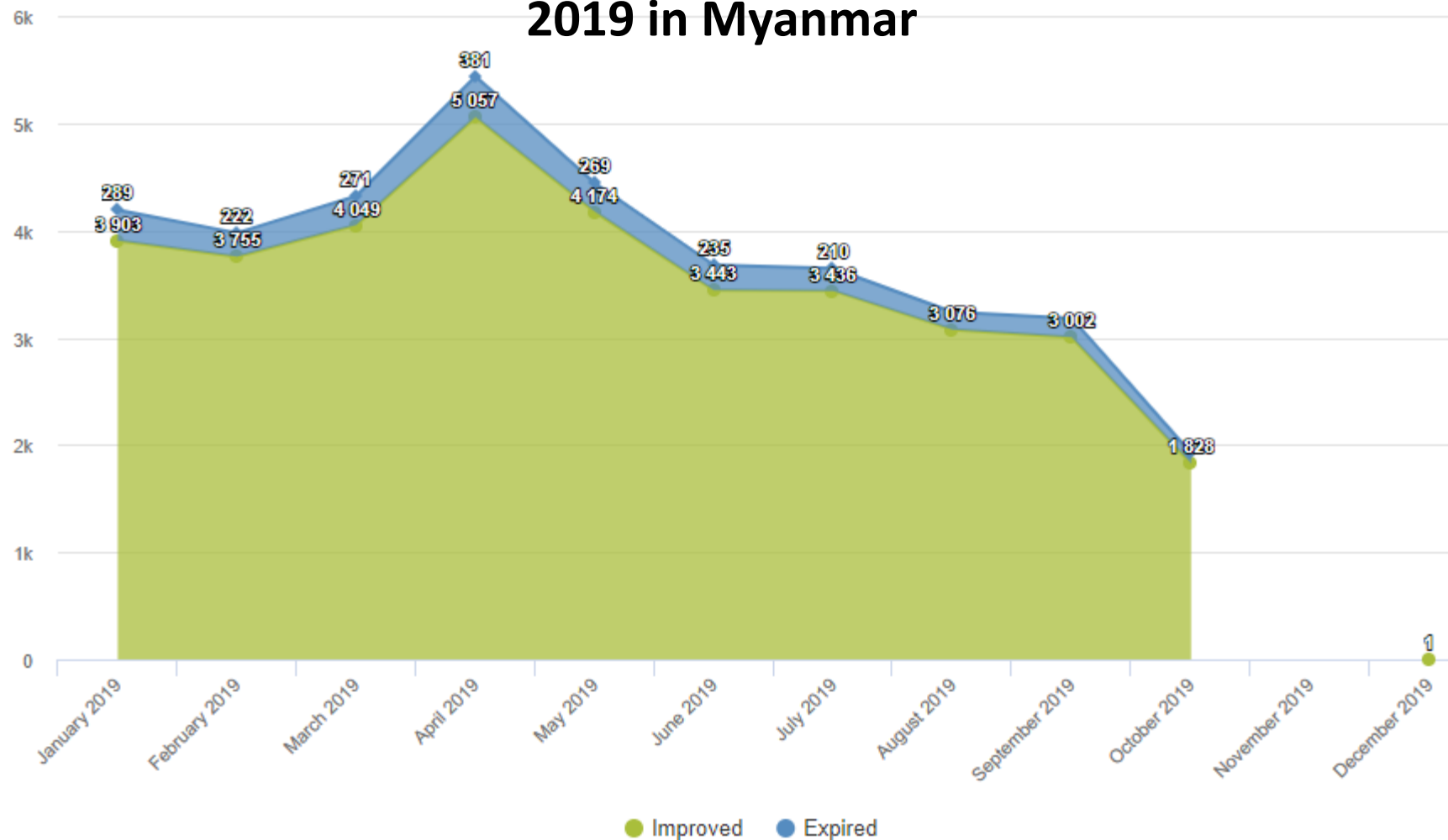


2019 - မြန်မာ
I10.X Essential (primary) hypertension

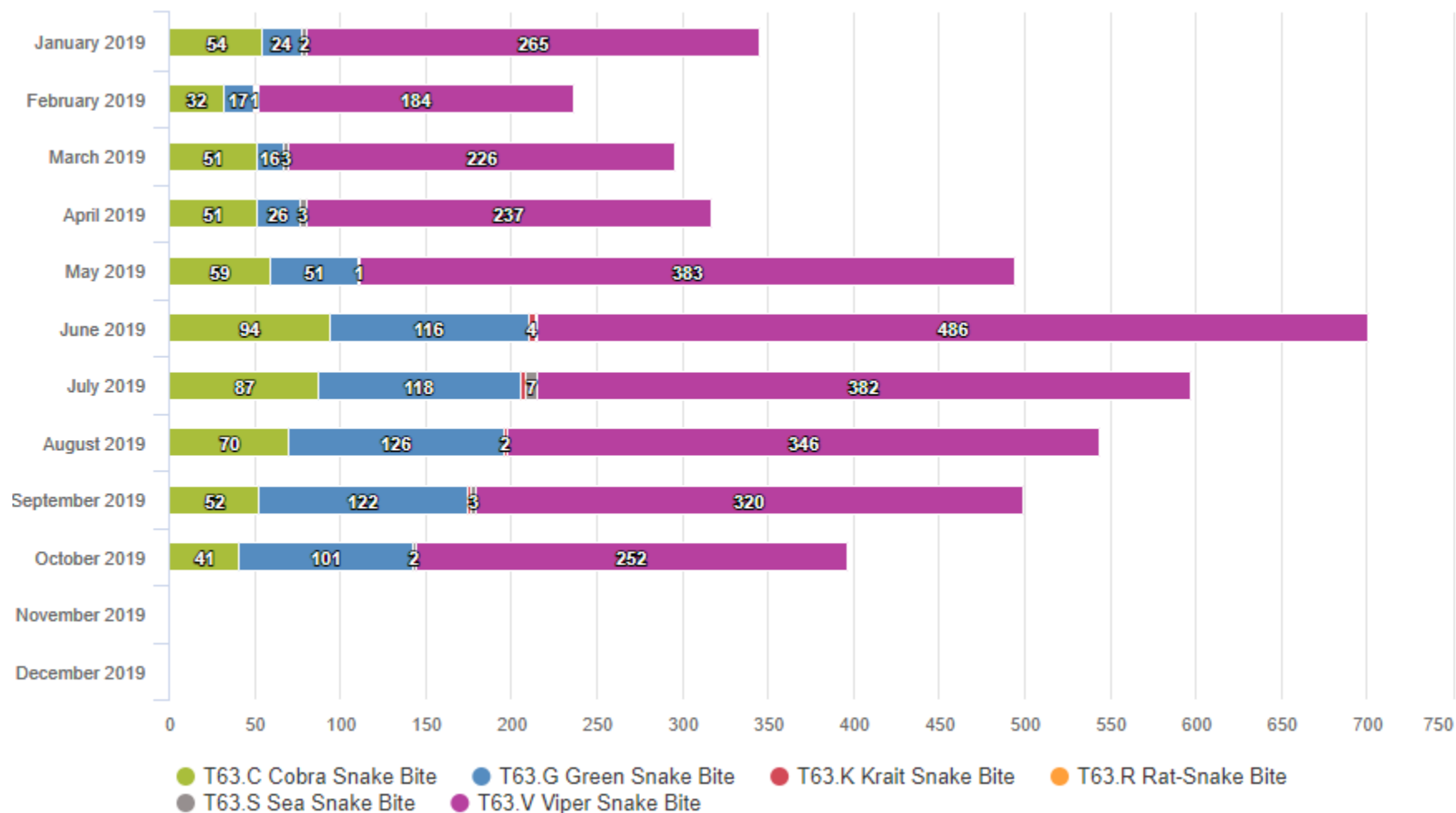


Number of Hypertension by Gender (2019)

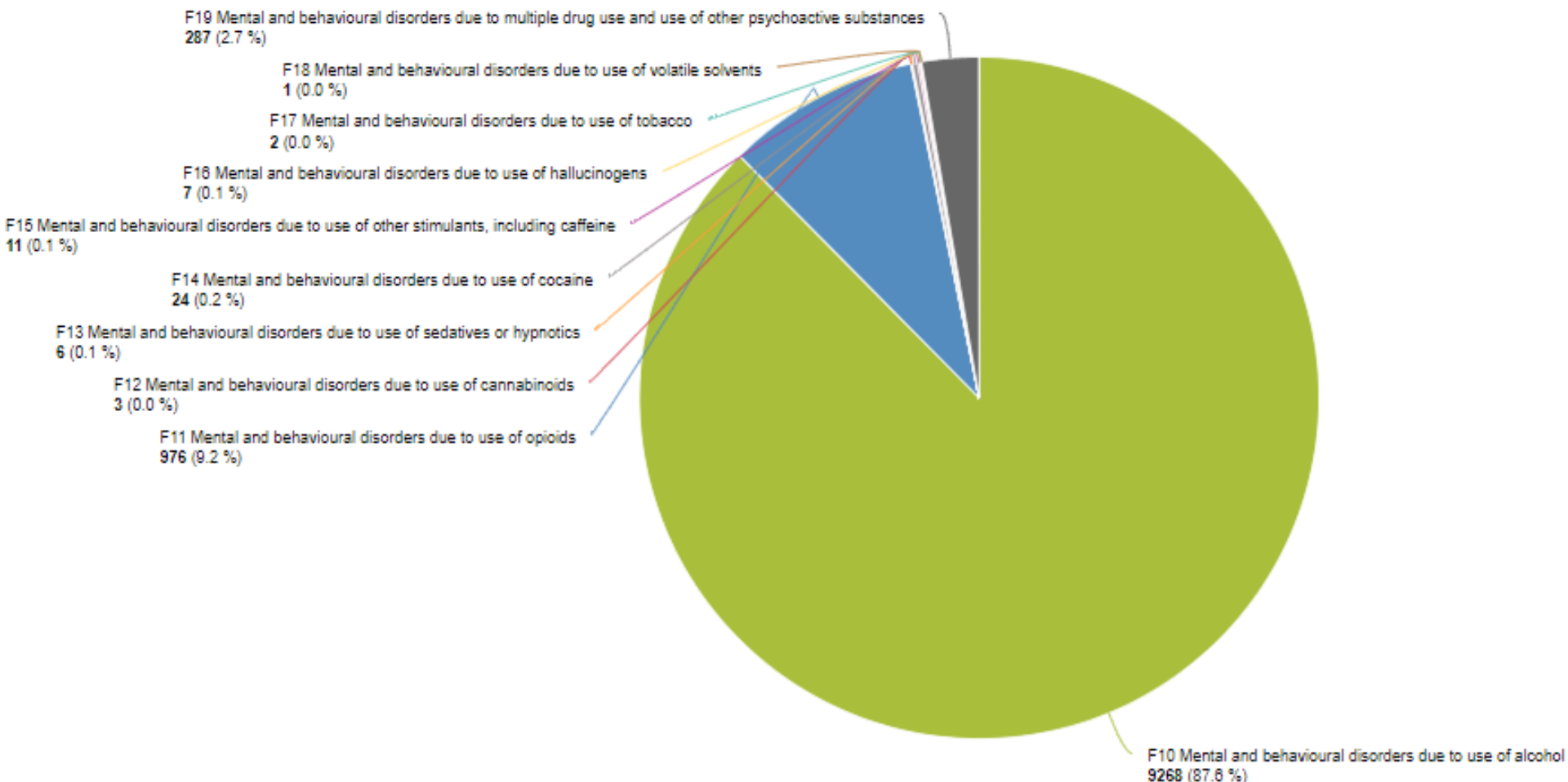
Improved and Expired Cases of Transport Accidents Monthly Data, 2019 in Myanmar



Types of Snake Bites Monthly Data, 2019 in Myanmar



Mental and Behavioral Disorders due to Psychoactive Substance Use 2nd Quarter of 2019 in Myanmar



External Dashboard

- <http://mohs.gov.mm/e-hmisdashboard.html>



Ministry of Health and Sports 🇲🇲

Recent News

👁 More ..

⏪ ⏩



မြန်မာ့အားကစားလောက ယခုထက် ပိုမိုဖွံ့ဖြိုးတိုးတက်မြင့်မား
ရေးအတွက် မြန်မာနိုင်ငံအားကစားအဖွဲ့ချုပ်များနှင့် ပွင့်လင်း
မြင်သာစွာ တွေ့ဆုံညှိနှိုင်းဆွေးနွေးပွဲသို့ ပြည်ထောင်စုဝန်ကြီး
တက်ရောက်

13 Oct 2018 | new

ရန်ကုန်၊ အောက်တိုဘာ (၁၃) ရက် ကျန်းမာရေးနှင့်အားကစားဝန်ကြီးဌာန၊ ပြည်ထောင်စုဝန်ကြီးဒေါက်တာမြင့်ထွေးသည် ယနေ့၊ နံနက်ပိုင်းတွင် ရန်ကုန်တိုင်းဒေသကြီး

👁 Read More ..



A to Z Index

👁 Go to index

The documents appearing under the A-Z index are meant only for use inside the Ministry of Health and Sports and registered general practitioners of Myanmar.

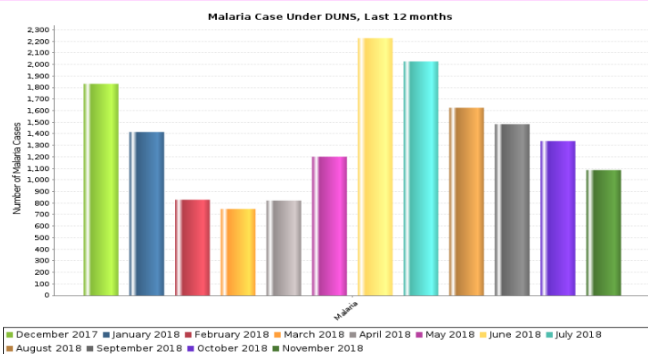
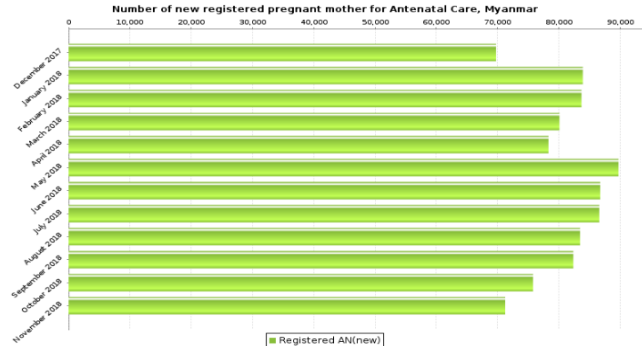
eHMIS

📄 Go to EHMIS

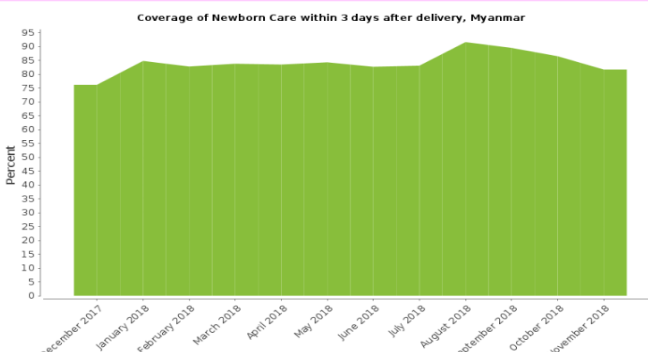
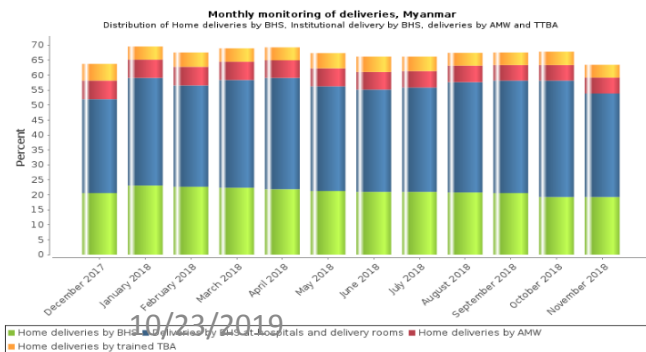
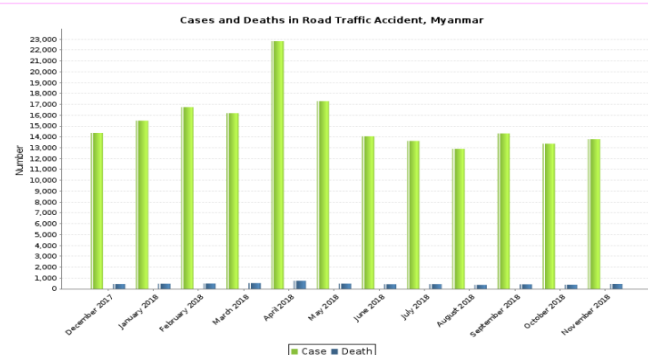
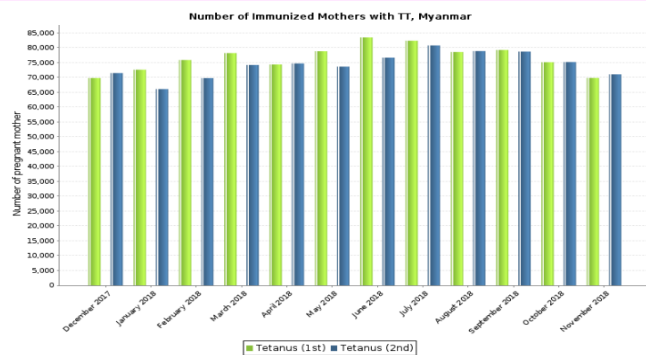
Standardized Health Messages


ကျန်းမာရေးနှင့်အားကစားဝန်ကြီးဌာန

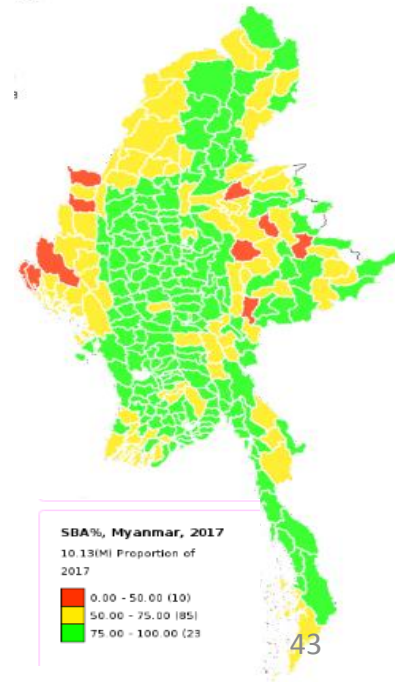
⬆



[Go to EHMIS](#)



2017



Publications of HMIS

Annual Hospital Statistics Report



Annual Public Health Statistics Report





THE REPUBLIC OF THE UNION OF MYANMAR
MINISTRY OF HEALTH AND SPORTS

Our Facebook Page
MoHS Facebook

Email Us
info@mohs.gov.mm

A To Z Index

EHRIS

Contact Us



Home

MoHS

Union Minister's
Speeches

Information
Repository

Health Messages

Health Services
in Rakhine State

News and
Announcements

မြင်း ★ ★ ပြည်ထောင်စုဝန်ကြီး ဒေါက်တာမြ

Publications & Reports

All Publications

SOPs and Guidelines

MDHS (2015-16)

Presentations

Health Statistics

Hospital Statistics

National Health Account

Public Health Statistics

Health In Myanmar

Myanmar Health Atlas 2010

THANK YOU