

# **NHA Myanmar 2016-18 preliminary results meeting**

Equity, Efficiency and Sustainability:  
how do national health accounts inform  
health financing and investment policies  
and programs ?

LVINALSTORRES@who.int



**World Health  
Organization**

# This presentation is about...

---

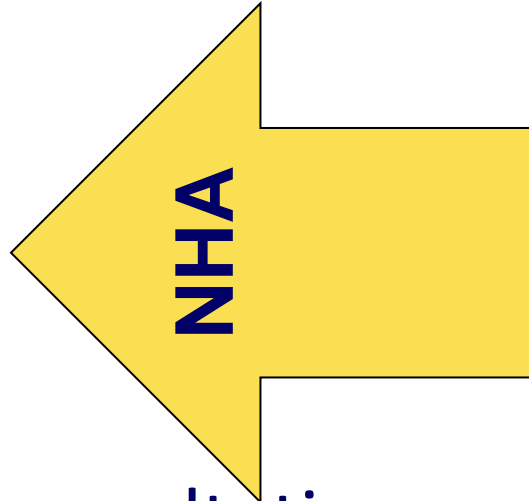
- Why do we need SHA 2011?
  - A diagnostic/ tracking tool for health financing policy-making
- The experience preparing a health care financing strategy in the Philippines (2008-2010)

---

# I am consumer of HA!

# The steps of building a Health care financing strategy/ policy

- Analytical framework
- Diagnostic
- Policy options
- Stakeholders consultation
- Technical proposal...

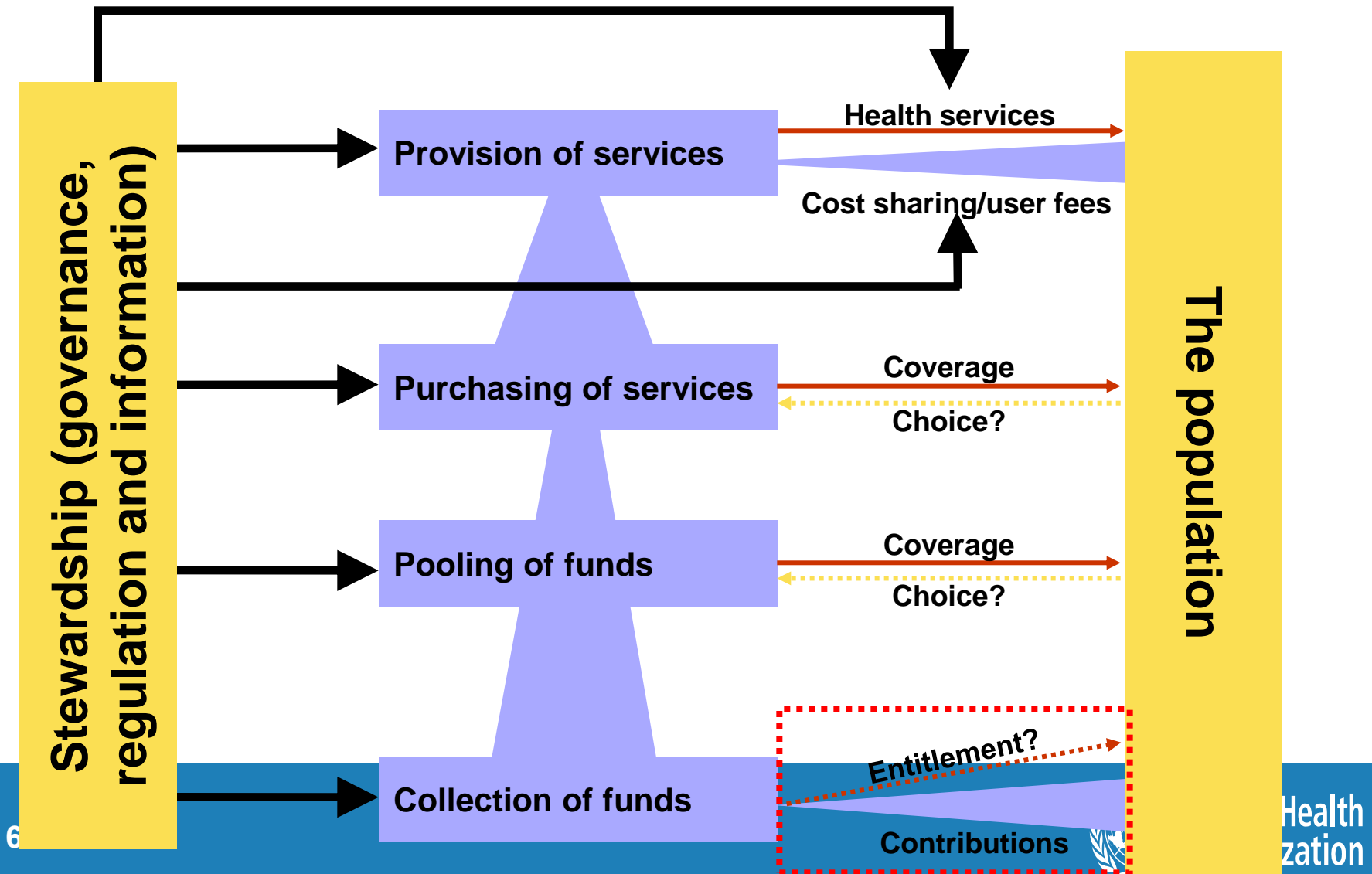


# Health financing policy goals

## WHAT DO WE WANT OF OUR HCF SYSTEM?

- Enough resources
- Raised fairly (linked to ability to pay)
- Services for those who need them (equity)
- Financial protection (sickness is not leading to impoverishment)
- Administratively efficient: no waste on duplicating/spreading administrative costs

# Health financing policy framework: an alternative to “models”



# So, when doing a diagnostic: what questions we have?

- How much resources the system has?
- How were they mobilized?
- How are resources are allocated? Are we spending them in the best way and where they will have the highest impact?
- How much are we spending in administration (so not in services)?
- Is spending leading to those who most needed?



# NHA-Policy: the basics

Flows	Who are they?	Questions
Sources of funding	State, people, Aid agencies	What is the origin of resources?
Intermediaries Agents	DoH, Philhealth, MHO, people	Who is managing the money (on our behalf)?
Providers	Hospitals, pharmacies, clinics	Where the money is going?
Functions	Outpatient, inpatient, public health	What is produced?
Others distributions : Sex, age, area, economical status, disease		Who is benefiting from the spending?





# Sustainability? Efficiency? Equity?...

## Where In SHA?


- Sustainability:
  - Government expenditure
- Efficiency:
  - Technical efficiency
  - Allocative efficiency
  - Administrative efficiency
- Equity:
  - Equity in use
  - Fairness in contribution?

- Government Health spending overall Total Government spending
- Factors of production (salaries)
- Disease classification & level of care
- Administrative cost of a health insurance scheme
- Distribution by provinces
- Sources of a SHI scheme

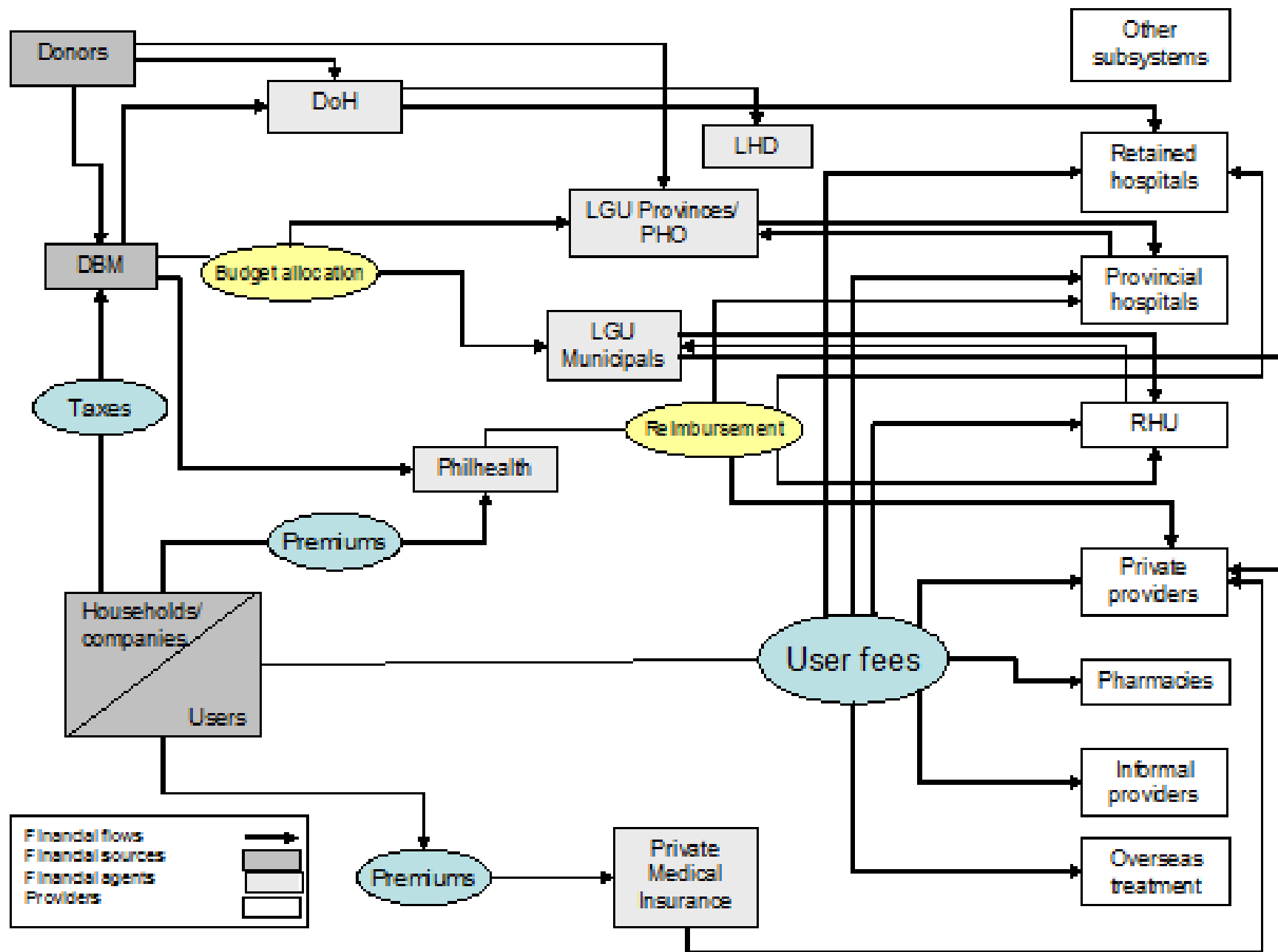
# Also... we want to know:

- How is the system performing?
  - need data on (real) sources and expenditure patterns
- How is the system organized?
  - Need data on sources and flows
- How does organization and performance vary and compare across countries?
  - SHA 2011 special useful as they are more consistent (than SHA 1.0) with health financing policy framework

# The flows (presented by NHA team in the Philippines in 2007)



# Health Financing flows in The Philippines (OECD chart)



# Comparing and ... knowing the enemy... (partially)

Figure 1: percentage of OOP spending as % of THE in SEAR, 2010-2013

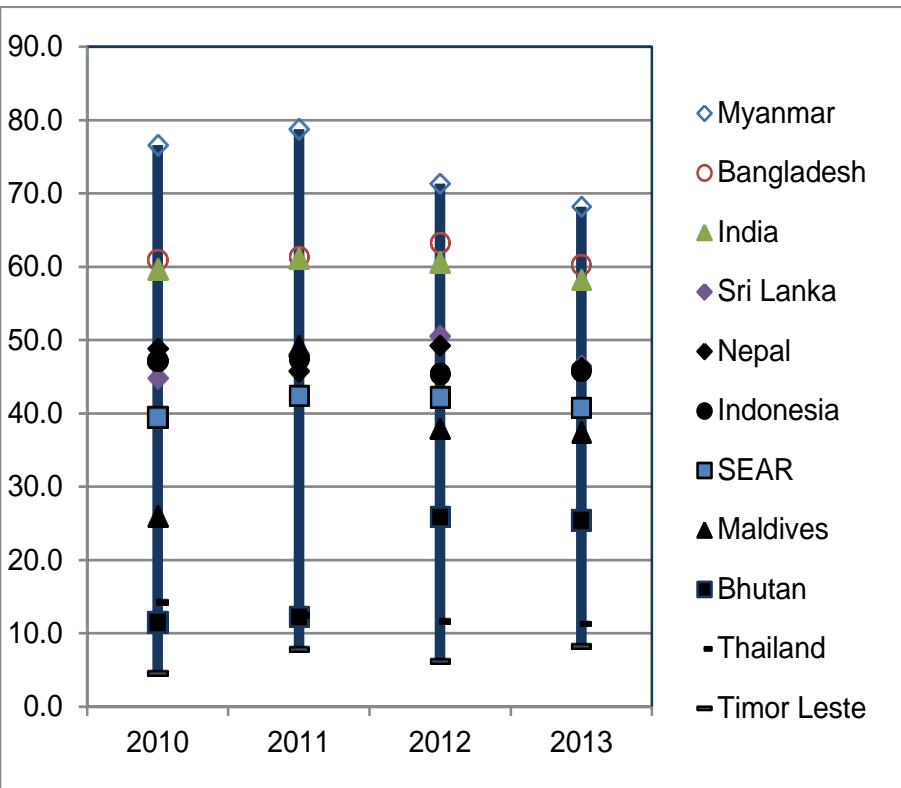
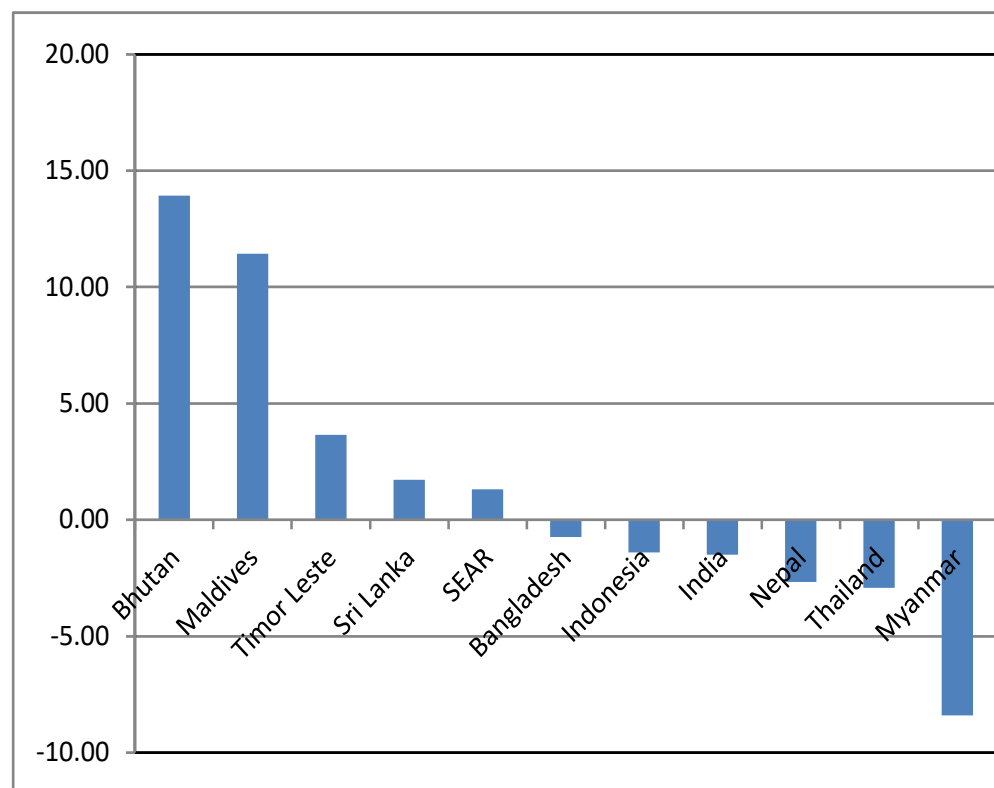


Figure 2: Increase/decrease of OOP expenditure from 2010 to 2013, as % of THE, SEAR



**Thank you very much**

# The tables

