

[illegible]

Myanmar



**Demographic and
Health Survey**

2015-16

Introduction to Myanmar Demographic and Health Survey (MDHS)

Dr. Myitzu Tin Oung
Deputy Director
Medical Statistics Division
Department of Medical Research (Pyin Oo Lwin Branch)




INTRODUCTION

- The **first** Demographic and Health Survey to be conducted in Myanmar
 - Implemented by the Ministry of Health and Sports
 - Data collection from December **2015** to July **2016**
- 



SURVEY OBJECTIVES

- To provide up-to-date estimates of basic demographic and health indicators
 - To assist policy makers and program managers in evaluating and designing programs and strategies for improving the health of the country's population
- 

SURVEY METHODOLOGY

Sample Design

- A stratified two-stage sample design
- First stage: 442 clusters (123 urban and 319 rural)
- Second stage: 30 households from each selected cluster (total of 13,260 households)

(Intended to allow estimates of key indicators at the **national level**, in **urban and rural areas**, and for each of the seven **States** and eight **Regions** of Myanmar)



SURVEY METHODOLOGY


Study population

- All **women age 15-49** who were either permanent residents of the selected households or visitors who stayed in the households the night before the survey
- All **men age 15-49** (every second household) who were either residents or visitors who stayed in the household the night before the survey



SURVEY METHODOLOGY

Questionnaires

1. The Household Questionnaire
 2. The Woman's Questionnaire
 3. The Man's Questionnaire
- 

1. The Household Questionnaire

1. **Background information of all usual household members and visitors** (*age, sex, education, relationship to the head of the household, marital status, and survival status of the parents for children <18*)
2. **The household's dwelling characteristics** (*water source, toilet facilities, fuel use, and flooring materials, and on possessions, such as durable goods and mosquito nets*)
3. **Testing of iodine content in salt** using a rapid test kit
4. **Anthropometry**
5. **Anemia testing**

2. The Woman's Questionnaire

1. Background characteristics (including age, education, and media exposure)
2. Complete birth history and child mortality
3. Knowledge and use of family planning methods
4. Fertility preferences
5. Antenatal, delivery, and postnatal care
6. Breastfeeding and infant feeding practices
7. Vaccinations and childhood illnesses

2. The Woman's Questionnaire (continued)

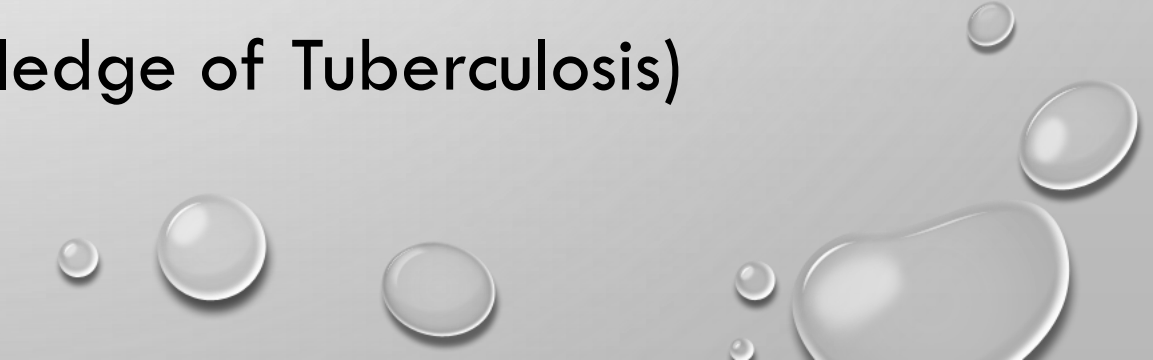
8. Women's work and husbands' background characteristics
9. Knowledge, awareness, and behavior regarding HIV/AIDS and other sexually transmitted infections (STIs)
10. Adult mortality, including maternal mortality
11. Knowledge, attitudes, and behavior related to other health issues (e.g., tuberculosis)
12. Domestic violence (questions asked of one woman per household in the subsample of households selected for the male survey)

• **2. The Man's Questionnaire**

- Similar to the Woman's Questionnaire but shorter
- Did not contain the complete birth history, sections on maternal and child health, or the section on domestic violence




SECTIONS FOR FINDINGS

1. Household characteristics and household population
(Drinking water sources and treatment, sanitation, household wealth, birth registration, etc.)
 2. Characteristics of respondents
(such as education & literacy, mass media exposure, employment, occupation, tobacco use and knowledge of Tuberculosis)
- 



SECTIONS FOR FINDINGS

1. Marriage and sexual activity
 2. Fertility
 3. Fertility preference
 4. Family planning
- 



SECTIONS FOR FINDINGS

1. Maternal health care
 2. Child health
 3. Nutrition of children and women
 4. Early child development and child discipline
- 



SECTIONS FOR FINDINGS

1. Infant and Child mortality
2. Adult and maternal mortality





SECTIONS FOR FINDINGS

1. Women's empowerment
2. Domestic violence





SECTIONS FOR FINDINGS

1. Malaria
2. HIV/AIDS-related knowledge, attitudes and behaviour

- THANK YOU



Myanmar

**2015-16 Demographic and Health Survey
Key Findings**